

YOUR STYLE. YOUR FLOOR.



BE INSPIRED

Find the floor that suits your style

CONTENTS

PART 1 / BE INSPIRED

- 04 BOEN STYLE EXPERTS
- 05 HELLE'S TREND GUIDE
- 06 LIVE PURE
- 10 FASHION MEETS FLOORING
- 11 FASHION COLLECTION
- 12 STONEWASHED COLLECTION
- 14 FOUR STYLES
- 16 PURE NORDIC STYLE
- 32 MODERN RUSTIC STYLE
- 48 URBAN CONTRAST STYLE
- 64 CLASSIC ELEGANCE STYLE

PART 2 / BE INFORMED

- 80 HOW TO CHOOSE YOUR FLOOR
- 82 STEP 1: CHOICE OF STYLE
- 84 STEP 2: CHOICE OF COLOUR
- 88 STEP 3: CHOICE OF FORMAT
- 92 STEP 4: CHOICE OF SURFACE
- 93 GRADINGS
- 94 ACCESSORIES
- 95 CLEANING AND CARE
- 96 BOEN QUALITY
- 98 INSTALLATION
- 99 ENVIRONMENT
- 100 THE BOEN STORY
- 102 MANUFACTURERS AND ADDRESSES
- 103 SPECIAL THANKS
- 104 EVERYTHING AT A GLANCE

YOUR STYLE YOUR FLOOR

Trends are constantly changing, which is what we love about our work! We've been keeping tabs on the very latest things happening in the world of interior design, and are delighted to share with you the newest trends. See how furniture, decorative objects, floors and, above all, colour help create a harmonious whole in a home that has soul and individuality.

Four distinct styles

In collaboration with the style expert Helle Tjaberg we have identified four major style groups: Pure Nordic, Modern Rustic, Urban Contrast and Classic Elegance. These are all lasting styles with clear historical origins, and they will be relevant for many years to come.


Important choices

BOEN floors are found all over the world and in every type of home. While quality is a natural constant, personal style fortunately varies. Personality makes home a good place to be, for family and friends alike.

Choosing parquet flooring should be a pleasure, so use our catalogue as a source of inspiration. You can also use our guide to simplify your choice of flooring. Step by step, we will take you through the process that ends in you finding the floor that is perfect for you – and your style. Be inspired, and find the harmony for your home.

Enjoy!

Your BOEN team



OUR STYLE EXPERTS

At BOEN, we are primarily experts in parquet flooring, but we also have two of Europe's most dedicated trend and interior design experts on our team.

Helle Tjaberg and Gudy Herder are constantly on the lookout for new trends from all over the world, and find inspiration that they share both on social media and on BOEN's blog at boen.com. And they're ready to share their ideas and useful tips with you, here

in our catalogue. We are delighted to have two such gifted people on our interior design team. Use their expertise and experience to help make your choice of parquet flooring simple and inspiring.



Helle Tjaberg **TREND EXPERT**

Helle Tjaberg has worked in design, interior and lifestyle journalism for nearly 20 years. In 2001 she became deputy editor of ELLE Decoration Norway, and was the magazine's editor-in-chief from 2005 till 2012. Between 2012 and 2015 she worked as a freelance consultant and trend expert. Helle is now editor-in-chief of the Norwegian interiors magazine Maison Interiør.

Helle is passionate about interiors and design, and she loves to share her experience and knowledge both with those who follow the latest trends and with those who need basic help in finding their own personal style. Read her tips and advice throughout this catalogue, and visit boen.com for her latest updates.

Follow Helle: www.egetrom.no

Gudy Herder **TREND EXPERT**

Gudy is a master of the collage and the mood board! She builds the finest interior design universes using a variety of elements like colour, shape, design objects and materials. She uses the collages she creates to visualise how these elements can be used in different ways to change and enhance a style and interior setting.

Gudy has extensive experience in design trends, and has previ-

ously worked for names like Montblanc, Kibuc, Massimo Dutti and the luxury brands of the LVMH group.

She lives and works in Barcelona, but spends much of her time travelling the world spotting new design trends.

Use Gudy's insights into what's happening right now in the world of interior design and be inspired by her wonderful collages that can help you find your style.

Follow Gudy: www.eclectictrends.com

FOLLOW US



HELLE'S TREND GUIDE



Having worked with interior trends and design for a large number of years, it is my pleasure to give you some input on the trends for the coming year. Personalise them to suit your style!

Interior design is all about finding your personal style and creating a great base before adding the personal details. I hope you will be inspired to find the style that lies closest to your heart with the help of this catalogue.

In addition to finding a style personality there are a number of design trends that will influence your total look. Let me share with you some of the defining materials, directions and colours right now!

Material world

Materials that grow old gracefully, and are both sustainable and ethically sourced, are essential. Wherever you look in the design world today you will see that designers pay tribute to natural materials and beautiful surfaces. Shapes are kept simple in order to accentuate materials such as marble, straw, stone, ceramic, metals and wood.

Green affluence

Green plants add both life and health to the environment and the interior, not to mention warmth! Succulents and

cactuses started entering our homes again a couple of years ago, and now lush green plants join them. Make room for large plants, or gather smaller plants into a larger group.

A certain pattern

Surfaces are no longer necessarily kept clean and untreated; new technology makes it possible to print patterns directly on surfaces or etched in the material itself. And after a few years with a lot of focus on broad planks – which are still highly desirable – we are also seeing a move again towards new ways of laying floor in beautiful patterns.

Colour symphony

Now is the time to add colour to your life, and some of the most important colours to look out for are blues, oranges, pinks and earthy reds. Blue is calming and soothing in all nuances from denim blue to muted pastels, while orange is warm, surprising and full of energy. Pink has almost become like a neutral colour, and pops up in both decorative paints and larger furniture pieces. The earthy reds are like an embrace, and work well both with glossy and matt surfaces.

Helle Tjebk

LIVE PURE KEEP IT NATURAL

BOEN celebrates the growing trend for natural materials with Live Pure, a completely new surface finish that brings your home even closer to nature.



Live Pure Oak Andante, Plank

Tactile, easy on the eye and completely natural – we love materials which are authentic and tell a story. With Live Pure we have taken the desire for natural materials one step further by developing a surface whose ultra-matt finish makes the wood look as though it has been untreated in terms of colour, grain and touch. Live Pure brings us closer to nature by enhancing the warmth and natural beauty of untreated wood.

Naturally light

A Live Pure oak hardwood floor looks naturally light, and preserves the naturalness of the material – yet is highly resistant to wear and tear.

The perfect floor is a frame for your life: beautiful to look at, naturally warm and strong enough to resist the challenges of daily use. A floor with the Live Pure surface is such a floor.



LIVE PURE

- Innovative surface technology
- Appearance like sanded raw wood
- Higher wear resistance
- Care-free surface
- Higher UV stability



Live Pure Walnut Andante, Plank

The contrast between the wooden walls and the floor makes this space naturally beautiful.





The matt finish of Live Pure makes this floor a particularly suitable base for vintage furniture.



LIVE PURE: AT HOME IN EVERY STYLE

Whether pure Scandinavian, rustic, classic elegance or highly contrasting: the Live Pure ultra-matt surface finish gives a strong accent to a wide range of interior styles.

Planks with Live Pure

Timeless, noble and in classical format: Live Pure also gives planks resistance and a matt look.



Ash Andante white*



Oak Andante



Oak Animoso



Oak Andante white



Oak Grey Harmony*



Walnut Andante*



Oak smoked*



Live Pure Oak Smoked, Plank



Live Pure Oak Andante, Longstrip

Longstrip flooring with Live Pure

The vitality of longstrip flooring is elegantly underlined through the natural look of Live Pure.



Oak Andante*



Oak Finale*



Oak Concerto white*

*Available from 01.04.2016

FASHION MEETS FLOORING

Our style expert Gudy Herder spends a lot of time travelling around the world, looking for inspiration and trends. She visits fairs of importance for both interior design and fashion, and experiences how they affect each other.

In recent years, there has been a shift blending very feminine trends such as pastel colours, iridescent sparkling, fluorescent pops, many prints and flower embroidery. Interior design has become softer, more sensitive and truly feminine.



Iridescence

The iridescent effect takes place in the higher-ranking COSMIC trend, playing with the unknown and at the same time interacting with very shiny and bright colours.

One of the main features is holography, a photographic technique that records the light scattered from an object and then presents it in a way that appears three-dimensional.



I see you

'I keep an eye on you' focuses on an ancient symbol, and is really trendy right now. One might think of The Eye of Providence, which shows the eye surrounded by rays of light and is often used as a religious symbol.

This micro-trend relates to an ancient symbol but modernised in the 21st century and translated to a quite different context in 2015/16.

This quirky eye pattern trend is applied in fashion with prints, beauty and home decor.



Tweed

Talking of fashion, tweed has always had its place on the autumn/winter catwalks, especially with French maison Chanel. Now we observe a reworked tweed in a modern design, often with distinctly rocker vibes or boho chic fringes.

No wonder this is a trend to watch in the interior design world too. CC Tapis imitates tweed with a fancy pattern.

OUR FASHION COLLECTION

These floors are anything but ordinary. The colouring and texture of the oak surface in our new Fashion Collection are both fascinating and inspiring. Have a look at the extraordinary finish of these exclusive plank floors for trend-conscious furnishing and styles.

FASHION COLLECTION

Two of the most important qualities I look for in a floor are texture and personality. In BOEN'S Fashion Collection I find both in abundance! Drawing on inspiration from the vintage trend, and with a sharp eye for texture, BOEN have developed eight floors with big and beautiful personalities! From the almost dusty surface of Oak Mystic Jungle to the quirky charm of Oak Shabby Cream, this collection demands your attention!

Helle Tjesby



Oak Shabby Cream

THE FLOORS



Oak Blue Moon



Oak Shabby White



Oak Mystic Jungle



Oak Golden Valley



Oak Shabby Cream



Oak Indian Summer



Oak Sandy Grey



Oak White Nights



Oak Sandy Grey

STONEWASHED COLLECTION

Whether striking contrasts or the iridescent sparkle of a pearl, floors from the Stonewashed Collection sympathise with nature. Distinctive, brushed structures and a surface treated with natural oil make the floor an eye-catcher.



Oak Brown Jasper

Distinctive contrasts of lava rocks or the iridescent sparkle of a pearl – the floors of the Stonewashed Collection are inspired by nature. Distinctive, brushed structures and a surface treated with [Live Pure?] natural oil allow you to feel the flooring with all your senses.

Expressive and distinct

Our Stonewashed Collection gives rooms more character. It is available in two formats: as plank in classical format and – for an even greater impact – as wide longstrip.



Oak Old Grey



Oak Sand

THE FLOORS




Oak Pearl




Oak Coral




Oak Old Grey




Oak Alamo




Oak Sand




Oak Graphite




Oak Lava




Oak Shadow




Oak Stone




Oak White Stone



Oak Honey



Oak Grey Pepper



Oak Brown Jasper



Can a floor induce a feeling of homeliness? This characterful oak parquet certainly can!



WHAT'S YOUR STYLE?

4
STYLES



PURE NORDIC

The Pure Nordic style has a clean and simple design in neutral colours. It is inspired by the soft Nordic light and proximity to nature. The style is perfectly complemented by blonde wooden floors.

MODERN RUSTIC

The Modern Rustic style is laid-back and full of soul and warmth. It is rooted in an authentic country life, yet retaining a modern look. Wooden floors with a rustic finish and lots of personality define the style.

We have identified four lasting styles for you. They all have clear historical origins and will be relevant for many years to come. Look through all the varieties and possibilities, and use the styles as an inspiring tool. Our aim is to make it easier – and more fun – to get the most out of your flooring!



URBAN CONTRAST

The Urban Contrast style allows for playful mix-and-match with organic curves, vivid colours and graphic patterns. The style is accentuated by wooden floors in greyish and dark brown hues.



CLASSIC ELEGANCE

The Classic Elegance style is refined, calm and orderly. The materials are exquisite and objects have an aura of timeless quality. Elegant wooden floors in colours ranging from golden to dark brown will emphasise the style.

PURE NORDIC

So pure, so simple, so neutral. There are no disturbing elements to this style. Inspiration comes from nature's tranquil palette, creating a cool interior look, characterised by abundant use of blonde wood.

Dive into a wave of Nordic inspiration.



As white as it gets.



The length and width of the
Castle Planks brings strength
and character to the room.





NORDIC FLOORS

The floors in the Pure Nordic style are all in a lighter and paler shade, creating a calm and airy backdrop to the Nordic interior.

TYPICAL FLOORS FOR THIS STYLE:

Ash Polar

Live Pure
Ash Andante white

Live Pure
Oak Andante white

Live Pure
Oak Concerto white

Oak Coral

Oak Pearl

Oak Andante white

Oak White Nights

Live Pure
Oak Andante

The Nordic floors have a matt surface, due to the use of natural oil or matt lacquer. They are often treated with white pigmentation to mute the original colour. Wider planks and planks with bevel accentuate the long lines and the purity of the style. Longstrip floors in a tranquil and pale grading are also suited to this style.

See all our floors for the Nordic style on page 84.



←
A Nordic icon. The patina of the leather in the Egg chair by Arne Jacobsen merges well with the pale flooring.



←
Deep brushed.

A fantastic playful lamp, trendy in wood. ▶

2



NORDIC COMMENTS FROM HELLE

I love the purity, beauty and functionality of the Pure Nordic style, and its accompanying floors. Remember that this is a style where natural materials are supposed to play the leading role. Look to nature for inspiration both in the details and the colour palette!

Inspired by nature

Nature, light and the changing seasons – it's impossible not to be inspired by the Nordic style. You see it in a pale tree trunk, you sense it in the mist over a meadow, and you feel it in the warm wool from a wild sheep.

These are all components in the Scandinavian style. We choose colours from the pale end of the palette and we select furniture with clean, functional lines. The look is uncomplicated; inspired by nature and the variations of light.

Historical origins

The Pure Nordic style has its origins in the Scandinavian Design Movement from the 1950s. In this era it became technically possible to mass-produce furniture, which created opportunities for a completely new type of interior design. The designers focused on functionality and innovation; wood was shaped into new shapes and angles.

Functional simplicity

Simplicity, minimalism and functionality characterise the Pure Nordic style. The furniture has a clean and uncomplicated look, and the colours are neutral and muted. Black is often added to create contrast.

Blonde wood, wool and cotton

To get the Nordic style you need to focus on sustainable, natural material. The style is dominated by blonde wood, with wool and cotton as the main textiles. Ceramics and glass are designed to fit the shape of your hands, whether it's the first cup of tea in the morning or the cutlery for a festive dinner.

Pure Nordic celebrates the uncomplicated natural beauty of everyday life.

1 | The iconic Egg chair, design Arne Jacobsen and produced by Fritz Hansen, in harmony with our new Oak White Nights, Castle Plank.

2 | Lamp, Lullaby by Lightyears, design: Monica Förster.

3 | Jewellery flacon, design Louise Christ, Menu.

4 | Coat hanger, design Norm, Menu.

5 | Maple Canadian White.

6 | Blancet Veve, design Kristine Five Melvaer, Roros Tweed.

7 | Daybed Ask, design Anita Johansen, Menu.

8 | Table clock Ora, Kähler.

9 | Bowl, design Kristine Five Melvaer.


10 | Coat hanger "Copenhanger", design Lise Vilslev.

11 | Mug, FermLiving.



4

Paints to match:



11



9



10



8



5

6

Combine natural materials like warm wool and pale wood. ▶

7





←
It's all in the details. Choose
stairs that match your floor.



Carefully chosen objects and materials
create contrast and personality.

Live Pure Oak Concerto white, Longstrip

THE FLOORS



Oak Pearl
Plank



Live Pure Oak
Concerto white
Longstrip

Natural floors

Within the Nordic style the floors are light and natural. The colours are not too demanding, instead bringing out a calm and harmonious atmosphere to the room. Be inspired by nature when you look for a Nordic style. Surround yourself with a colour palette inspired by the Scandinavian light, and choose floors with a pale surface.

Oak Pearl

This floor is inspired by the subtle gloss of a natural pearl. The white pigmentation makes the hues of the wood change with the light temperature. Choose planks with bevel to elongate the lines.





Wood on wood
makes this room
both harmonious
and elegant.



Live Pure Oak Andante, Plank

THE FLOORS

 Live Pure
Oak Andante
Plank

 Oak White
Prestige
Herringbone pattern

Live Pure Oak Andante

Take a look at our Live Pure floors; with their ultra-matt finish they are just perfect.

Same colour – different formats

Oak White Andante in the wider Castle planks is the number one choice of many who prefer the Nordic style. However, teamed with the traditional herringbone pattern Oak White creates a look that feels surprisingly fresh and modern. Choose our matt lacquer if you want the oiled look combined with the durability of a lacquered floor.



Floor and furniture
create a holistic look.





Chalet

The Chalet boards give your home an extraordinary appearance. With lengths up to four metres and widths up to 395 mm, Chalet creates a pure and calm ambience. Be careful to choose colours in the lighter scale for the Pure Nordic style.

BOEN Chalet boards are individually manufactured. We develop a proposal for the optimum composition of different board widths and lengths according to your room drawing.

THE FLOOR



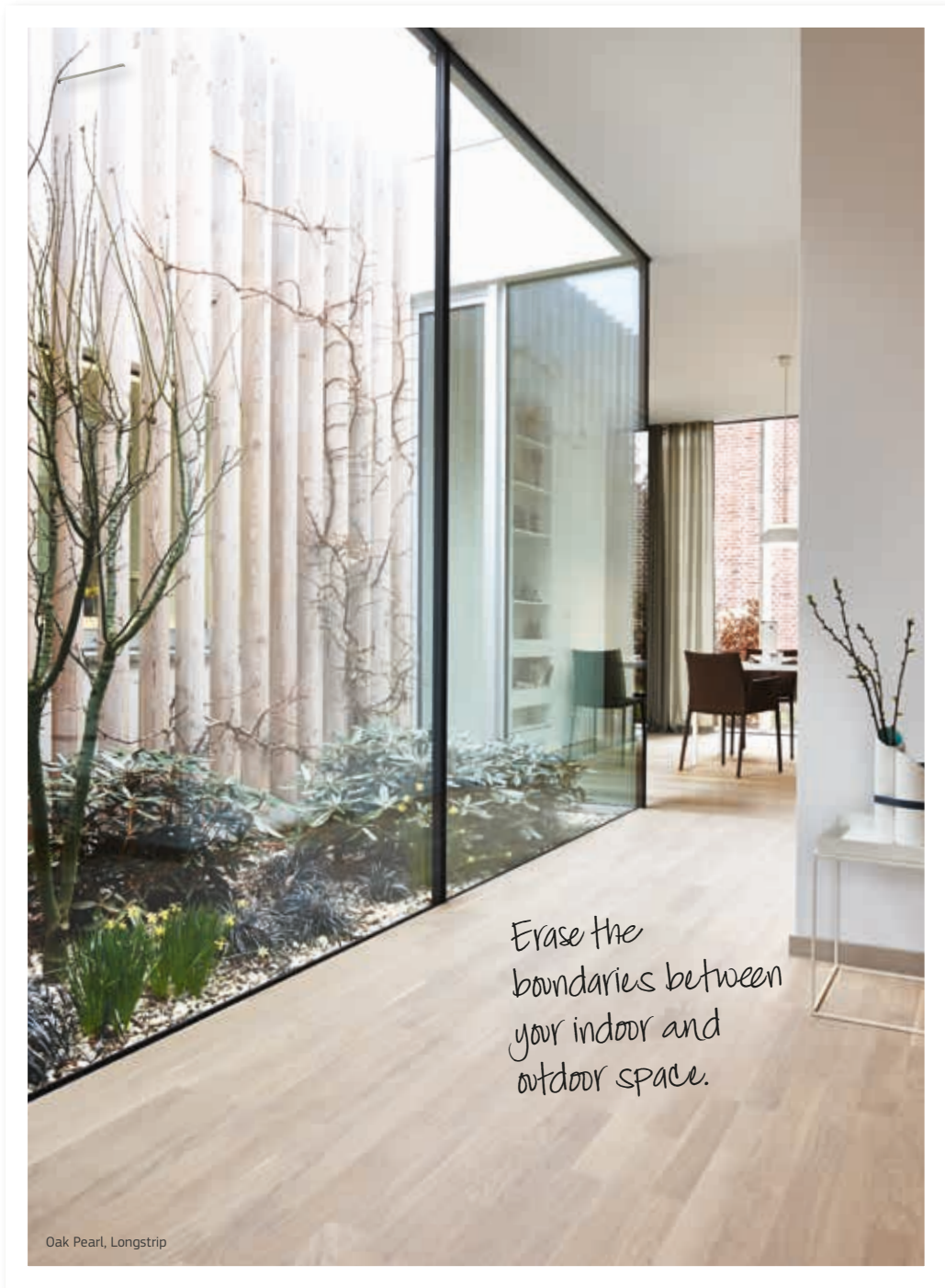
Oak Traditional
Chalet





*The beauty of a wooden floor
ensures a natural perspective.*





THE FLOORS



Oak Pearl
Longstrip



Live Pure
Ash Andante white
Plank

Easy to like

The floor that fits everywhere! Longstrip floors are made for playful living. It is a floor that gives a lot of value – offering a modern and lively look. The surface is oiled, which ensures a natural, calm atmosphere.



↖
Light colours can be really cosy!

MOOD BOARD THE BOEN WAY

A mood board is a compilation of colours, printed images, different materials that add structure and interest and sometimes text. These elements altogether represent the general style of a project in a very visual and often even

sensorial way. Let's say, it's visual storytelling. Get inspired by the mood board Gudy Herder has created to visualise the PURE NORDIC style.



6

Oak Pearl

9

Live Pure Oak Andante

11

8

Live Pure Oak Andante white

3

5



GET THE **NORDIC** LOOK WITH GUDY

The Nordic mood board is inspired by the tranquil Scandinavian nature, where plants and leaves are referring to the influence of the northern landscape. The colours and materials indicate a minimalistic expression, with a warm touch of nature.



Moods to look for in Nordic:

- A nice cup of coffee symbolises true living.
- Plants and leaves bring in nature.
- Monochromatic style is unfussy and uncluttered.
- New combinations of ceramics, marble and wood.
- Silver for a cooler look.
- Notice importance of handcrafts.

Nordic items found in the moods:

- 1 | Glass bottles. Flaske by Andreas Engesvik.
- 2 | Lighting. Follow Me by Inma Bermúdez for Marset.
- 3 | Black shelving system. Heidi Lerkenfeldt Photography.
- 4 | Blue sofa. Braid sofa by Lisa Hilland.
- 5 | Ceramic vases. Parasol by Designstudio for Pulpø.
- 6 | Mood board theme. Lotta Agaton Styling.
- 7 | Ceramics still. Mikkel Mortensen Photography.
- 8 | Green table. Alt for damerne.
- 9 | Fabric samples. Jab Anstoetz.
- 10 | Colour samples. Farrow & Ball.
- 11 | Ceramic tiles. Coem.

MODERN RUSTIC

*Laid-back and cosy. Rooms full of soul and warmth.
The floors have a rustic charm with their wide, rough floorboards
and muted colours. There is plenty of space for everyone here,
because this is where it's good to be.*



The rustic texture of the flooring emphasises the relaxed feeling of the room.



RUSTIC FLOORS

The Modern Rustic floors are recognised by their texture and personality.

TYPICAL FLOORS FOR THIS STYLE:

Live Pure
Oak Grey Harmony

Oak
Shabby Cream

Oak Old Grey

Live Pure
Oak Animoso

Oak Vivo

Oak Rustic

Oak
Indian Summer

Oak Historical

Oak Alamo

The Rustic floors have a "lived-in" appearance with lively patterns. This creates a cosy and warm atmosphere. They come in a wide range of colours, from the lighter "shabby" white to the darker antique look. The surface should preferably be oiled, to accentuate the warmth of the wood.





Flooring with a naturally rough surface is the perfect backdrop for an active life.



↖
Mix Oak Historical and Oak
Antique in differing widths to
obtain a vintage look.



2



3



RUSTIC COMMENTS FROM HELLE

There are so many beautiful textures, shapes and colours to play with in the Modern Rustic style. It is feminine to a degree, but industrial and ethnic elements add masculinity. The ambience of a Modern Rustic home embraces you, and makes you feel grounded; it is the perfect modern take on our past.

A modern celebration of the past

Your present celebrates your past. We see it in your home, where every little thing tells a story. A well-used baking bowl in beautifully shaped ceramic, a flowing curtain in front of a small-paned window, and a solid kitchen table to gather your friends around.

Modern Rustic reflects that you appreciate what has been, but also what's coming next. The main features originate from the notion of a cosy, relaxed lifestyle in rural surroundings, put into the context of modern daily life.

Historical origins

Modern Rustic has a long history, and traces its origins from Swedish Gustavian style and French feminine shapes from the 1700s. The style is however constantly evolving, and after a flirt with faded florals and religious motifs in the 1980s and 1990s, the style is now permeated by industrial and ethnic elements. This creates interesting meetings between nostalgia and modern life.

Authentic ambience with lasting value

At the heart of the Modern Rustic style lie beautifully crafted objects with a sense of lasting value and authenticity. The ambience is inviting and comfortable, creating the space for a slower lifestyle.


Rough wood, linen and ceramics

Choose hardwood floors with rough surfaces with cracks and knots to get that right Modern Rustic look. They should look like they withstand tough treatment, from toy building bricks to furry paws and heavy boots. The floors look part of a life gone by and of a life to come. The textiles are nature-based, such as cotton and linen, while the furniture and rugs are plaited or woven. The colour scale is neutral with features in warm tones. Ceramics feature in the kitchen, alongside metal and steel.

Modern Rustic provides a breathing space in a rapidly changing world, and keeps us in touch with our past without being overly sentimental.

- 1 | Mix different types and widths like we have done with Oak Antique and Oak Historical, Solid Plank. This achieves a naturally aged look.
- 2 | Lamp, Collage, design Louise Campbell, Louis Poulsen.
- 3 | Wall clock, Marble, Menu.
- 4 | Oak Old Grey.
- 5 | Rug Snekkersten, Ikea.
- 6 | Trolley Råskog, Ikea.
- 7 | Tableware Alice, design Feinedinge.
- 8 | Pillow, Bloomingville.

Paints to match:



COLOURS BY JOTUN

4

5

A beautiful still life in muted colours.

Make sure you feel comfortable.



8



7



6



Mix distressed materials
and classic shapes for
an authentic feel.



Oak Shabby White, Castle Plank

THE FLOORS




Oak Shabby White
Castle Plank




Oak Animoso White
Castle Plank

New meets old

Oak Shabby White is a floor from BOEN, especially designed and developed for the Modern Rustic style. The unique worn texture and the whitewashed colour create a Rustic look where new meets old. Available in Castle Planks with bevel.





The white oiled surface of the floor mixes well with the tactility of modern rustic furnishings.

Everlasting feeling

This floor brings warmth to the room. Oak Mystic Jungle Castle Plank deserves to be seen for what it is, a rough floor with a lot of character. It creates a lived-in, vibrant look, the right warm and cosy atmosphere.

**THE FLOOR**

Oak Mystic Jungle
Castle Plank



A darker floor brings both warmth and personality to this industrial-style space.



By mixing modern elements with vintage objects, you create distinct personality.



The Modern Rustic style celebrates longevity and sustainability.

THE FLOORS



Oak Shabby Cream
Castle Plank



Oak Alamo
Longstrip


Oak Shabby Cream, Castle Plank

Worn look

The Oak Shabby Cream is treated with a creamy stain that brings out the grain of the wood. The special manufacturing processes with planing, sanding and sawing bring out a haptic surface and give a modern and naturally worn look. Available in Castle Planks with bevel.

Create contrasts

The antique appearance of the Alamo floor generates the cosiness that is so typical of the Modern Rustic style. It also creates a wonderful contrast to modern furnishings.





Wavy pattern.

Embrace the comfort of slow living and authentic ambience.

Oak Golden Valley, Castle Plank

THE FLOORS



Oak Golden Valley
Castle Plank



Oak Rustic
Prestige, Herringbone pattern

Classic meets rustic

The herringbone pattern might not be typical for the Modern Rustic style, but by using for instance Oak Rustic it brings a distinct character to the interior. A beautiful floor stands out against neutral walls.

Golden waves

A floor in changes! Have a look at the amazing surface of Oak Golden Valley Castle Plank. You can let your mind drift away with the waves in this floor. The colour is warm and soft, and the liveliness in the planks' structure gives your floor lots of personality. A natural part of BOEN Fashion Collection.



Choose a classic herringbone pattern to add a sense of exclusivity to the rustic look.



MOOD BOARD THE BOEN WAY

A mood board is a compilation of colours, printed images, different materials that add structure and interest and sometimes text.

These elements altogether represent the general style of a project in a very visual and often even

sensorial way. Let's say, it's visual storytelling. Get inspired by the mood board Gudy Herder has created to visualise the MODERN RUSTIC style.



2



Oak Indian Summer



6




7



Live Pure Oak Animoso




Oak Historical





GET THE **RUSTIC** LOOK WITH GUDY

The Rustic mood board is created with a lot of Bohemian-hippy influence. Make sure you get the right balance between historical roots and more modern materials. Make it cosy, with a touch of romance, and make sure you highlight natural living.



Moods to look for in Rustic:

- Flowery and paisley pattern with a mature look.
- Bring in natural materials like linen and cotton.
- Choose tiles in ceramic or porcelain for a playful contrast.
- Ethnic vibes, very much in connection with golden copper.
- Find those dark-coloured dried flowers.

Rustic items found in the moods:

- 1 | Linen table. Anna Gillar.
- 2 | Fabric samples. Liberty London.
- 3 | Terracotta vases. Gardenias by Jaime Hayon.
- 4 | Fur armchair. Dwell.
- 5 | Paint chips. Bruguier /Akzo Nobel.
- 6 | Living w/pouff. Boligmagasinet.
- 7 | Ceramic samples. White Atelier Ceramics.
- 8 | Sofa. Blanc d'Ivoire.

URBAN CONTRAST

Play with colour, shape and functionality. Mix and match materials and patterns. The floors add warmth and radiance to a personal style where rules are meant to be broken. Life and energy in your home!



Let the colour of the floor enhance
the mood of the room.

URBAN FLOORS

The colour scale of the Urban Contrast floors ranges from greyish to dark brown.

TYPICAL
FLOORS
FOR THIS
STYLE:

Oak Blue Moon

Oak Yellowstone

Oak Highland

Oak Graphite

Oak Mystic Jungle

Oak Brown Jasper

Walnut American
Nature

Oak Tobacco

Oak Smoked Finline

The Urban floors have a more masculine expression. They have a structure and texture resembling the rough materials of an urban habitat: concrete, asphalt, brick and stone. The vintage 1950s aura of a beautiful walnut floor is also perfect for this style.

See all our floors for the Urban style on page 86.





↖ The strong clean lines of the flooring allows the interior elements to shine.



Challenge yourself by choosing
a floor with a strong personality!

Metallic elements are decorative and in trend.



URBAN COMMENTS FROM HELLE

This is such an inspiring style, so easy to play around with in order to find your perfect individual mix! If you love this style you will enjoy exploring its depth of colours and the great meetings of materials. And the floors in this style are simply stunning; great texture and strong personalities!

Paints to match:



2



Individual style and playful design

Coincidences? Not here! You reflect yourself and express an individual style with a sense for playful design.

Urban Contrast means taking new paths. It means breaking with tradition, mixing materials, experimenting with colours and finding your own look.

Historical origins

The Urban Contrast style originates in the design era often referred to as Mid-Century. Modern American designers who "forgot" all the rules and allowed free play with organic shapes and bright colours led the way, and developed new furniture in Plexiglas and plastic.

Organic shapes and powerful graphics

Typical features in the Urban Contrast style are organic shapes, particularly in furniture, while powerful graphics in art and materials are easily recognisable with their clear colours and bizarre motifs. Objects are found in both vintage and design shops, with brand names like Eames and Dixon.

Dark woods, leather and bold colours

There is heavy use of dark woods in the Urban Contrast style, such as teak and walnut, as well as the new hardwood

3



floors in greyish hues. Choose leather and textiles in warm, earthy colours contrasted by a pop of yellow, red, blue and green.

Urban Contrast is always current, and constantly challenges the established. It is about daily functionality, presented with humour and warmth.

1 | Rustic surface of Oak Tobacco, solid plank with partly filled knots and cracks to create a haptic surface.

2 | Lamp Melt, design Tom Dixon.

3 | Pillow, House Doctor.

4 | Oak Blue Moon, Castle Plank.

5 | Photo wallpaper Marble 2.0, Lilesadi.

6 | Apple in cork, design Lars Beller Fjetland.

7 | Tape holder, Tom Dixon.

8 | Sofa, Hackney, Wrong for Hay.

9 | Table lamp; Birdy, Northern Lighting.

10 | Pillow, design Jonathan Adler.

7



4



5



6



10



9



8



*The Urban Contrast style is
inspiring and playful.*



THE FLOOR

 Oak Arizona
Plank



Oak Arizona, Plank

Urban Contrast

Rough materials with a strong influence of colours sourced from the city. Have a closer look at our floors matching the Urban Contrast style; they are easily matched with concrete, bricks and asphalt.

Urban touch

It could not be more urban! Oak Arizona fits perfectly to a vibrant, distinct interior and has a surprisingly warm colour that allows significant objects to stand out. A favourite for those who love a floor with lots of character.



↖ The warm glow of the wood contrasts beautifully with the other elements of the room.



Oak Smoked, Finline

THE FLOORS

Oak Stone
Castle PlankOak Smoked
Finline

Deep colours

The Urban Contrast style typically asks for the dark colours of BOEN floors. Within this style you can play with prominent and colourful elements, and therefore the floors need to frame the interior with warmth and depth. As Oak Stone does so well in this Castle Plank size.

Get an industrial look

Modern, dark and very lively. Impress by choosing one of the darkest floors of the Urban Contrast style: Oak Smoked, Finline. A floor that is fashionable and mysterious. A perfect, strong and powerful contrast to colourful accessories and furniture, which is so typical of the Urban Contrast style.



Oak Stone, Castle Plank

THE FLOORS

Oak Stone
Castle PlankOak Yellowstone
Solid Plank

Castle Plank

Reflecting its name, the floors in Castle Plank are majestic. They perfectly suit rooms with a width and a length, and they almost demand attention. Use Castle Plank when you want your floor to stand out, and to give an everlasting impression.

Typically urban

The rough surface with the range of colour from a deep warm brown to a sandy yellow tint creates a truly unique finish. The solid Oak Yellowstone with its lively surface and the haptic perception of the knots and cracks is outstanding and the perfect choice for the Urban Contrast style.



Let the floor become a beautiful backdrop for your favourite pieces of furniture.



The beauty and depth of a walnut floor is naturally at home in an Urban Contrast setting.

Walnut American Andante, Longstrip

THE FLOORS



Walnut Andante
Longstrip



Oak Sand
Longstrip

Warm walnut

The colour of walnut is well known for its deep brown. Floors in walnut provide a special warm feeling in the room, a glow that makes a perfect frame for colourful furniture and matching materials. Choose walnut if you want a touch of classic drama.



Create interesting and playful settings
against your chosen flooring.

Oak Sand, Longstrip



Young and careless

Oak Sand is a beautiful floor with the popular warm grey colour – also known as “greige”. In the longstrip format it feels young and careless, creating a relaxed no-frills ambience of a bachelor pad.

MOOD BOARD THE BOEN WAY

A mood board is a compilation of colours, printed images, different materials that add structure and interest and sometimes text. These elements altogether represent the general style of a project in a very visual and often even

sensorial way. Let's say, it's visual storytelling. Get inspired by the mood board Gudy Herder has created to visualise the URBAN CONTRAST style.



Oak Blue Moon

3

Oak Yellowstone

4

5

6

Walnut American Andante



GET THE **URBAN** LOOK WITH GUDY

When you make an Urban mood board, make sure you find the most bold and colourful part of yourself. Make this an innovative and lively play with shapes and materials. Dare to find the outermost within design, and always remember to let the sound of the city inspire.



Moods to look for in Urban:

- A lot of vibration in this independent city style.
- The only style with one major rule: there are no rules.
- Colours are strong, shapes experiential.
- For a calmer underlining, use earthy colours.
- An independent and flexible use of materials.

Urban items found in the moods:

- 1 | Red sofa. Moroso.
- 2 | Black armchair. Tropicalia by Patricia Urquiola for Moroso.
- 3 | Blanket. Mandal Veveri.
- 4 | Botanical leaves. Zara Home.
- 5 | Green sofa. Krakvik D'Orazio for Elle Decoration.
- 6 | Upholstered chairs. Coordonné.
- 7 | Orange glass. Zara Home.
- 8 | Fabrics. Coordonné.

CLASSIC ELEGANCE

Deep colours add radiance and warmth to the classic interior with its dignified, orderly look. Exclusive flooring emphasises the elegance, and should preferably be laid in a pattern that highlights the play of the wood.

This is a timeless style, with elements of creative innovation.




The Classic Elegance style is refined, calm and orderly, with floors that range from the golden end of the spectrum towards rich, dark nuances.




CLASSIC FLOORS

The wood colours in the Classic style start at the golden end of the spectrum, through warm brown to almost black.


TYPICAL FLOORS FOR THIS STYLE:




Beech Nature

Cherry American
NatureLive Pure
Oak Andante


Oak Andante



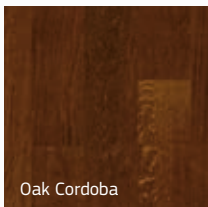
Oak Golden Valley




Oak Sand



Oak Arizona



Oak Cordoba

Walnut American
Nature

The Classic floors are both longstrip and plank, preferably in a tranquil, elegant pattern. Both oiled and lacquered surfaces are allowed. The traditional 2-layer floors are especially well suited to this style, with classic patterns such as Herringbone or Basket Wave.

See all our floors for the Classic style on page 87.





*An exclusive floor meant
to last for decades.*



Combine classic patterns and pieces with standout objects and unexpected details.

Who can resist the allure of this extraordinary lamp?



CLASSIC COMMENTS FROM HELLE

It is not difficult to understand the appeal of the Classic interior; our innate sense of longing for calm and order draws us into its warm embrace. Choose a floor that radiates elegance and harmony; I find myself drawn to the classic herringbone pattern, in a matt version ...

2



3

Balanced and structured elegance

Balance and structure characterise the elegance that surrounds you. The curtains rest intentionally voluminously on a stunning floor, and the colours fall within a tight range.

A traditional beauty pervades the interior, while surprising elements break the formal look. It could be a beautiful rug from other climes, or a lamp with an innovative design.

Historical origins

Classic Elegance has its roots right back in the antiquity of the Greeks and Romans, who valued beauty, aesthetics and comfort. Consistent with the style is a feeling of quality and symmetry, and the interior is organised in groups that attract attention.

Classic and contemporary

In the midst of what may be perceived as confined there is room to play with new features and unexpected details that create a personal look. Old heirlooms or a playful sculpture reveal an identity in a traditional setting. Combine classic pieces with contemporary design and unexpected details to keep the style alive and current.

Exclusive materials


To obtain the Classic Elegance style, use materials with an exclusive look, such as

velvet, marble, copper and oak. An elegant hardwood floor emphasises the style. Choose warm golden or brown hues in either traditional patterns or wide boards. The floor colour should be repeated in the furniture, and textiles and walls are preferably in dark green, deep blue, earthy colours and beige tones.

Classic Elegance is refined, calm and orderly, being kept fresh and contemporary with that unexpected creative detail.

- 1 | Oak Honey, Finesse.
- 2 | Lamp, Crystal Bulb, Lee Broom.
- 3 | Glass on Brass, Lee Broom.
- 4 | Oak Sand, Plank.
- 5 | Wallpaper Beetle, Mia Marie Overgaard.
- 6 | Cutlery, Madam Stoltz.
- 7 | Pillow, Bloomingville.
- 8 | Trolley, Madam Stoltz.
- 9 | Sofa Caine Settee, design Jonathan Adler.

Paints to match:



COLOURS BY JOTUN

4

5



6



9



8



7





Contemporary and classic

Warm grey is the go-to neutral right now. Oak Sand has been brushed and colour treated with natural oil to obtain just the right "greige" colour that creates a contemporary backdrop for a classic interior. Choose Plank or Castle Plank for a calm appearance, or the wide and fascinating Chalet and Chaletino Plank for extra refinement.

Golden elegance

The ultimate exclusive touch is to be found in Oak Adagio. The planks are chosen because of their clean and pure look. It has a fantastic golden glow, and allows the interior details to stand out. An elegant floor like this will be a part of the home for generations.

THE FLOORS

	Oak Sand Castle Plank
	Oak Adagio Noble Plank



Combine the tranquility of fine porcelain with warm colours.




A strong focal point creates interest against a more formal setting.



↖
Warm golden and brown hues
mix well and create a feeling of
exclusivity.



THE FLOOR

 Beech Nature
Prestige
Herringbone pattern

Tradition in style

The herringbone pattern is back as a very trendy way of laying the parquet, but this floor is not for everyone. It demands a certain expertise to lay, and the planks have to be well suited. Like this Beech Prestige. Beech always brings a special warm and golden glow to the room, and allows shifts in the lighting to play in the surface.

In combination with classic interior elements this floor almost feels like a piece of art in your room.



THE FLOOR



Oak Cordoba
Plank

Exclusive feeling

Take a look at the beauty of Oak Cordoba Plank. It has a naturally dark glow that is very classic, and never goes out of style.

To balance the interior use earthy and light tones of colours, and let natural materials like silk and linen finish the exclusive look.





Against a darker floor, lighter colours will "pop", and invigorate the interior.

*Beautifully arranged details
enhance the interior, and
are easy on the eyes.*



THE FLOOR



Oak Select
Prestige

Timeless elegance

Oak Select Prestige supports the exclusive feeling of the room. This floor is everlasting in its formal expression, a classic look that creates harmony with the matching interior elements. These floors will always fit the trends. They do not demand attention, instead allowing interior changes.



↖
The calm ambience and beauty
of this golden floor will never go
out of style.

MOOD BOARD THE BOEN WAY

A mood board is a compilation of colours, printed images, different materials that add structure and interest and sometimes text.

These elements altogether represent the general style of a project in a very visual and often even

sensorial way. Let's say, it's visual storytelling.

Get inspired by the mood board Gudy Herder has created to visualise the CLASSIC ELEGANCE style.



Oak Sand

3

1

5

Live Pure Oak Andante

6

7



GET THE **CLASSIC** LOOK WITH GUDY

Make sure you get materials in the best quality when a Classic mood board is to be defined. It is all about finding the right harmony and balance within this style. The colours are mostly mute, but allow some significant patterns to create a vibrant interior.

Oak Honey



2

4

Walnut American Andante

Moods to look for in Classic:

- Use ribbons in exclusive material to get the right impression of the effect.
- Roses in all colours and shapes will always be a classic winner.
- Dare to use some elements with a pop of colour.
- Images should reflect order and symmetry.

Classic items found in the moods:

- 1 | Joseph armchair. Blanc d'Ivoire.
- 2 | Blue fabrics and wallpaper. CasaDecor.
- 3 | Yellow chair. CasaDecor.
- 4 | Dinnerware. Becara.
- 5 | Wallpaper samples. Farrow & Ball.
- 6 | Tartan fabric. Bemz.
- 7 | Brown fabric. Chivasso.

HOW TO CHOOSE YOUR FLOOR


There are various aspects to consider when choosing a floor. We have defined the four steps below to help you choose which floor suits you best.

1

CHOICE OF STYLE

Most of us do not really fit only one style. But looking through the four styles we have defined in our catalogue, you might find you are more prone towards one style than the others. To help you find your flooring, we recommend that you consider which style you are striving to achieve. Which style makes you feel the most comfortable and at home?

PURE NORDIC



MODERN RUSTIC



URBAN CONTRAST



CLASSIC ELEGANCE



2

CHOICE OF COLOUR

Each type of wood has a distinctively characteristic colour. The BOEN product range contains a large choice of colours to suit a diverse range of furnishing styles. Our products are available in a comprehensive choice of shades ranging from light to dark.





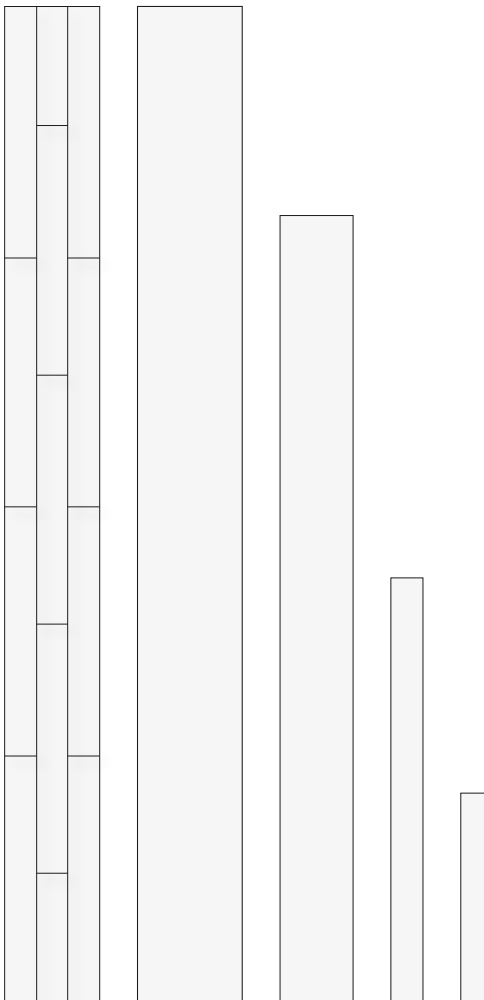
FIND THE FLOOR OF YOUR DREAMS

You can experience the impression created by your chosen floor in our digital showroom at www.boen.com/en/products

3

CHOICE OF FORMAT

The impression created by large rooms is further enhanced by the use of large planks. Or you can choose classic 3-strip boards that enhance the natural variety of colour for each type of wood. And last but not least the one-strip formats of our 2-layer range are perfect for installing in various patterns. Please also refer to page 84.




4

CHOICE OF SURFACES


Oil-treated floors emphasise the character of the wood and give the hardwood flooring a very natural feel. Lacquered surfaces are easier to care for. You can choose a glossy lacquer or matt lacquer depending on your wishes. Please also refer to page 88.




Live Satin



Live Matt



Live Natural



Live Pure

STEP

1

CHOICE OF STYLE

To find your flooring, the first step is to consider which style appeals to you the most. If you find yourself being a mix of multiple styles, ask yourself: which style do I find myself striving to achieve? Which style makes me feel the most comfortable and at home?

PURE NORDIC

Clean lines. Space and tranquility.



MODERN RUSTIC

Authentic ambience rooted in history.



Finding your own style is easier than you might think. Your preferred style is your base, the style to which you add your personal touch. Take your time in browsing the catalogue and enjoying the beautiful images. Choose your favourites and move forward from there!

Helle Tjøsgaard



URBAN CONTRAST

Strong personality. Colourful depth.



CLASSIC ELEGANCE

Calm and orderly. Room for creativity.



STEP
2

CHOICE OF COLOUR

PURE NORDIC *For the touch of beautiful lightness choose the Nordic look.*

- 1-15 > The numbers indicate the available formats for each colour – see page 88 for details.
- 🔒 🌳 🍃 🌀 > The symbols indicate the available surface treatments for each colour – see page 92 for details.



Ash Polar
8 11



Live Pure Oak Andante white
11 13



Live Pure Ash white
11



Ash Andante white
8 11




Ash Andante
8 11



Ash Marcato white
8



Ash Nature
3



Maple Canadian Nature
3



Oak Concerto white
8



Oak Pearl
6 8 11 12 13 14 15



Oak Andante white
8 11 12 13



Oak White Nights
13



Oak Coral
6 8 11 12 13 14 15




Oak Nature white
1 3 4 5 14



Oak Traditional white
7 14 15



Oak Animoso white
11 12 13




Oak Finline white
11




Live Pure Oak Andante
11 13




Live Pure Oak Grey Harmony
11 13



Oak Old Grey
5 6 7 8 11 13 14 15




Oak Select
3



Beech Nature
1 3



Oak Nature
1 2 3 4 14



Oak Andante
6 8 11 12 13 14



Oak Adagio
6 8

MODERN RUSTIC *Look at the rough surface and warm colours suitable for the Rustic style.*

1-15 > The numbers indicate the available formats for each colour – see page 88 for details.

🔒🔒🌿🌀 > The symbols indicate the available surface treatments for each colour – see page 92 for details.



Oak White Stone

11 13




Oak Shabby White

13



Live Pure Oak Concerto white

8




Oak Baltic white

3



Oak Pearl

6 8 11 13 14 15




Oak Coral

6 8 11 13 14




Oak White Nights

13




Oak Shabby Cream

13



Live Pure Oak Animoso

11 13



Oak Honey

5 11 13




Oak Traditional

7 14 15




Oak Old Grey

5 6 7 8 11 13 14 15



Oak Rustic

3 4 5




Oak Vivo

11 12 13



Oak Golden Valley

13



Oak Indian Summer

13




Oak Alamo

8 11 13



Oak Historical

7



Oak Antique

7 14 15




Oak Barrel

6 11 13




Oak Sandy Grey

13




Oak Grey Pepper

11 13




Oak Yellowstone

7 14 15



Oak Highland

7 14 15



Oak Mystic Jungle

13



URBAN CONTRAST *Vibrant colours and cool expressions characterise the style of Urban Contrast.*

1-15 > The numbers indicate the available formats for each colour – see page 88 for details.

🔒🔒🌿🌀 > The symbols indicate the available surface treatments for each colour – see page 92 for details.



Oak Finline

11



Merbau

3 8 11



Oak Blue Moon

13



Oak Sand

6 8 11 13 14 15




Oak Yellowstone

7 14 15




Oak Sandy Grey

13




Oak Arizona

3 8 11




Oak Grey Pepper

11 13



Oak Graphite

11 13




Oak Highland

7 14 15




Oak Mystic Jungle

13




Oak Shadow

11 13




Walnut American Baltic

3




Oak Smoked Baltic

5




Oak Cordoba

8 11




Oak Oregon

3 11




Oak Stone

5 11 13




Oak Lava

11 13



Oak Brown Jasper

11 13




Oak Tobacco

7 14 15




Live Pure Walnut

11



Walnut Andante/Nature

1 3 4 5 8 11




Live Pure Oak Smoked

11 13



Oak Smoked

1 3 4 5 8 11 13



Oak Noir


8 11



CLASSIC ELEGANCE *Enjoy the look of sophisticated and stylish floors that are classically elegant.*

1-15 > The numbers indicate the available formats for each colour – see page 88 for details.

☀️🌨️🌿🌀 > The symbols indicate the available surface treatments for each colour – see page 92 for details.



Beech Nature

1 3



Cherry American

3 8 11



Oak Adagio

6 8




Oak Andante

6 8 11 13




Oak Select

3



Oak Nature

1 2 3 4 5 14



Oak Basic

1 2 3



Oak Golden Valley

13



Live Pure Oak Andante

11 13



Oak Sand

6 8 11 13 14 15



Oak Sandy Grey

13




Oak Arizona

3 8 11



Oak Honey

5 11 13



Oak Barrel

6 11 13



Oak Toscana

3 8 11




Jatoba

3 8 11




Merbau

3 8 11




Oak Cordoba

8 11




Oak Oregon

8 11



Oak Stone

5 11 13




Oak Smoked Nature

3 4 5




Live Pure Walnut Nature

11



Walnut Nature

3



Walnut American

1 3 4 5 8 11



Oak Noir

8 11



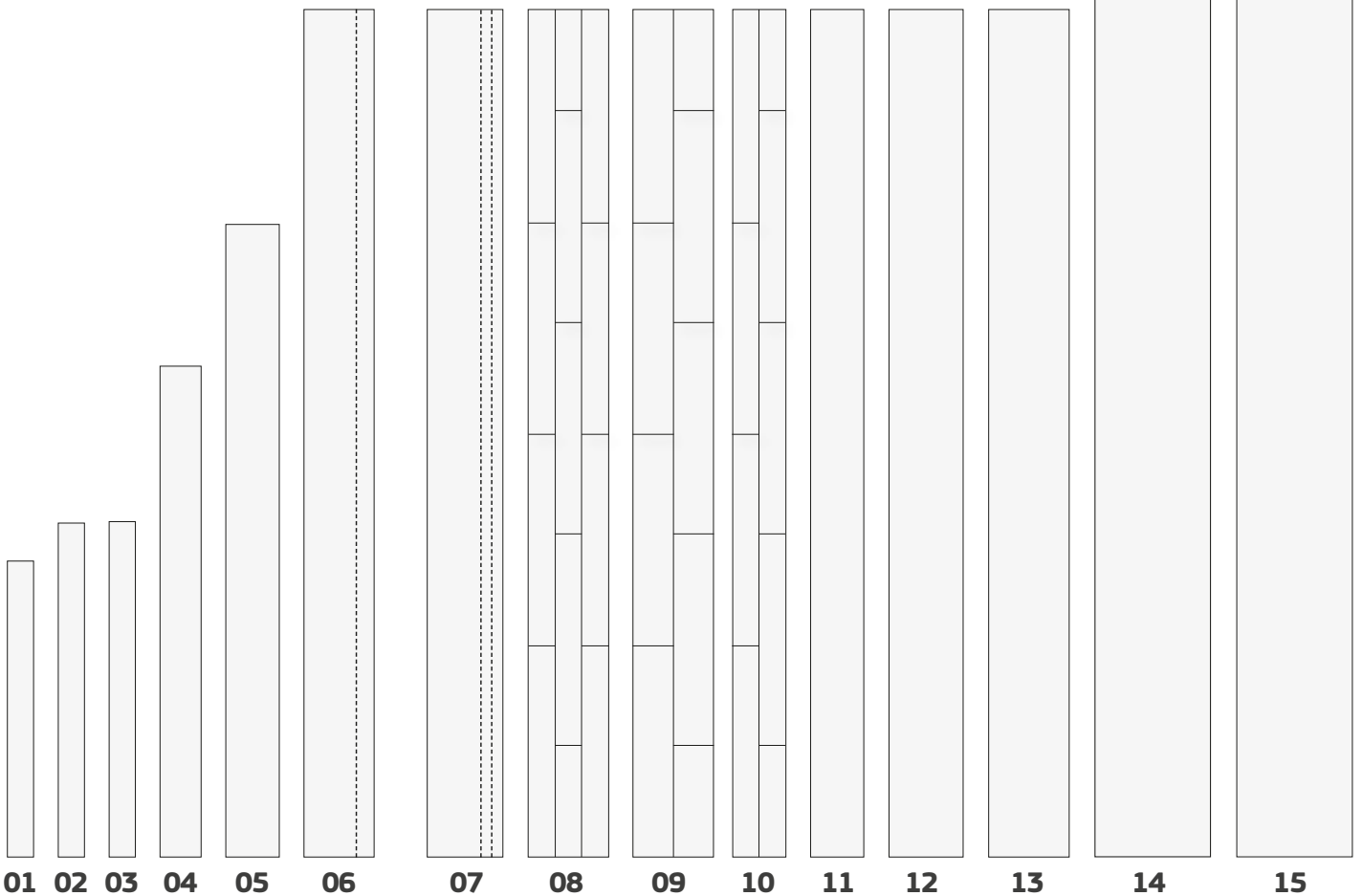
STEP

3

CHOICE OF FORMAT

OUR FORMATS

- | | |
|--|--|
| 01 ECONOMY 9.5 x 70 x 470 MM | 08 3-STRIP 14 x 215 x 2200 MM |
| 02 TRAFFIC 12.5 x 70 x 590 MM | 09 DUOPLANK 14 x 209 x 2200 MM |
| 03 PRESTIGE 10 x 70 x 590 MM | 10 STRONGLINE 21/23 x 139 x 2200 MM |
| 04 MAXI 10.5 x 100 x 833 MM | 11 PLANK 14 x 138 x 2200 MM |
| 05 FINESSE 10.5 x 135 x 1350 MM | 12 PLANK 14 x 181 x 2200 MM |
| 06 NOBLE 9.7 x 136/178 x 2200 MM | 13 PLANK CASTLE 14 x 209 x 2200 MM |
| 07 SOLID PLANK 20 x 137/162/187 x 2220 MM | 14 CHALETINO 20 x 300 x 2750 MM |
| | 15 CHALET 20 x 200-395 x 2000-4000 MM |



2-LAYER PARQUET

SOLID FLOORS AND 3-LAYER PARQUET

*BOEN performance classifications:

Depending on the field of application of our parquet floorings it is subject to different stress and wear. The Brinell hardness of the wood, the width of the boards, the structure, the thickness of the top layer as well as the surface treatment (sealing or oil treatment) are significant for the stability and durability of your flooring.

Performance classification 1 = normal

Hardwood floors in living areas subject to normal usage. Exception: wet areas and entrance areas.

Performance classification 2 = medium

Hardwood floors in living areas, in administration, meeting and conference areas, kindergartens, consulting rooms etc. subject to average usage.

Performance classification 3 = heavy

Hardwood floors in heavily frequented areas such as shops, restaurants, entrance areas, schools, conference halls, dance halls, etc.

2V bevel:

Bevel on longitudinal side of the board (total of 2 on one board).

4V bevel:

Bevel on all 4 sides of the board.

01 ECONOMY

Dimensions:
9.5 x 70 x 470 mm

Tongue/groove

Fields of application: With a top layer of 2.5 mm, Economy offers cost-efficient access to classic strip hardwood flooring. Only right-hand strips.

Types of installation: Glue down to subfloor.

Floor heating systems: Very suitable.

Performance classification*: 1-2

Fire protection classification: Dfl-s1



Top layer: approx. 2.5 mm



02 TRAFFIC 03 PRESTIGE

Dimensions:
Prestige: 10 x 70 x 590 mm, Traffic: 12.5 x 70 x 590 mm

Tongue/groove

Fields of application: For installation of designs and patterns. With a top layer of approx. 5.5 mm Traffic is particularly appropriate for use in highly frequented areas. Including left and right strips. Bottom layer made of spruce.

Types of installation: Glue down to subfloor.

Floor heating systems: Prestige/Traffic: very suitable.

Performance classification*: Prestige: 1-2 / Traffic: 3

Fire protection classification:
Oak Traffic: Cfl-s1. All other wood species for Traffic and Prestige: Dfl-s1.



Top layer Prestige: approx. 3.5 mm



Top layer Traffic: approx. 5.5 mm



04 MAXI

Dimensions:
10.5 x 100 x 833 mm

Tongue/groove

Fields of application: Classic 1-strip product of outstanding dimensions. This format is longer and wider than common 1-strip products. The model with its exclusive effects is ideal for large floor surfaces. Standard: right-hand strips. Left and right strips on request.

Types of installation: Glue down to subfloor.

Floor heating systems: Very suitable.

Performance classification*: 1-2

Fire protection classification:
Dfl-s1



Top layer: approx. 3.5 mm



05 FINESSE

Dimensions:
10.5 x 135 x 1350 mm

Tongue/groove

Fields of application: A single-strip product whose dimensions nearly create the impression of a plank. Its low installation height of 10.5 mm makes Finesse the perfect solution for refurbishment/renovation projects. Bottom layer made of spruce.

Types of installation: Glue down to subfloor.

Floor heating systems: Very suitable.

Performance classification*: 1-2

Fire protection classification: Dfl-s1



Top layer: approx. 3.5 mm



CHOICE OF FORMAT

06 NOBLE

Dimensions:
9.7 x 136/178 x 2200 mm

Tongue/groove

Fields of application: The 2-layer plank is perfect for renovation purposes. The attractive plank format fits very well to big rooms. Bottom layer made of HDF. Bevel on the longitudinal side (2V).

Types of installation: Glue down to subfloor.

Floor heating systems: Very suitable.

Performance classification*: 1-2

Fire protection classification: Dfl-s1



Top layer: approx. 2.8 mm

07 SOLID PLANK

Dimensions:
20 x 137, 162 or 187 x 800-2220 mm

Tongue/groove

Fields of application: Solid floors are fascinating by their original character and by their durability. Bevel on all four sides (4V).

Types of installation: Glue down to subfloor or nail/screw.

Floor heating systems: Suitable up to 137 mm.

Performance classification*: 3

Fire protection classification: Cfl-s1



08 3-STRIP 09 2-STRIP DUOPLANK

Dimensions:
3-strip 14 x 215 x 2200 mm
2-strip Duo plank 14 x 209 x 2200 mm

BOEN X-press

Fields of application: The classic among the parquet floorings. For a lively and diverse appearance. Appropriate for lots of room types.

Types of installation: Quick and easy floating installation without glue. Can also be glued down to subfloor.

Floor heating systems: Suitable to very suitable.

Performance classification*: 1-2

Fire protection classification:
Cfl-s1 and Dfl-s1 depending on wood species and surface treatment.



Top layer: approx. 3.5 mm

10 STRONGLINE 21/23 MM

Dimensions:
2-strip: 21/23 x 139 x 2200 mm

Tongue/groove


Fields of application: Our strong longstrip with approx. 5.5 mm top layer, designed for public areas in highly frequented rooms (restaurants, hotels, exhibition rooms, etc.). 23 x 139 x 2200mm 2-strip flooring with 3.5 mm top layer.

Types of installation: Glue down or self-supporting floors which are installed on sleepers.

Floor heating systems: Suitable.

Performance classification*: 3

Fire protection classification: Oak 21 mm: Cfl-s1, other types of wood: Dfl-s1



Top layer: approx. 5.5 mm



Top layer: approx. 3.5 mm

11 PLANK 138

Dimensions:
14 x 138 x 2200 mm

BOEN X-press

Fields of application: Our classic plank boards of optimum width and length ratios for an attractive look of the room over the whole surface. All oak planks with bevel.

Types of installation: Floating installation or glue down to subfloor.

Floor heating systems: Suitable to very suitable.

Performance classification*: 1-2

Fire protection classification:
Cfl-s1 and Dfl-s1 depending on wood species and surface treatment.



Top layer: approx. 3.5 mm



12 PLANK 181

Dimensions:
14 x 181 x 2200 mm

BOEN X-press

Fields of application: An exclusive variation on a plank floor with a width of 181 mm that is particularly effective in larger rooms.

Types of installation: Floating installation or glue down to subfloor.

Floor heating systems: Suitable to very suitable.

Performance classification*: 1-2

Fire protection classification:
Cfl-s1 and Dfl-s1 depending on wood species and surface treatment.



Top layer: approx. 3.5 mm



13 PLANK CASTLE

Dimensions:
14 x 209 x 2200 mm

BOEN X-press

Fields of application: Plank boards with an exceptional width for particularly spacious room effects. Micro-bevel on the longitudinal side or circumferential bevel (2V/4V).

Types of installation: Floating installation or glue down to subfloor.

Floor heating systems: Suitable to very suitable.

Performance classification*: 1-2

Fire protection classification:
Cfl-s1 and Dfl-s1 depending on wood species and surface treatment.



Top layer: approx. 3.5 mm



14 CHALETINO 15 CHALET

Dimensions:
Chaletino: 20 x 300 x 2750 mm
Chalet: 20 x 200/250/300/350/395 x 2000-4000 mm

Tongue/groove

Fields of application: With extraordinary formats these boards are highly appropriate for noble rooms. With bevel on all four sides (4V).

Types of installation: Glue down to subfloor or nail/screw.

Floor heating systems: Suitable.

Performance classification*: 2-3

Fire protection classification: Dfl-s1



Top layer: approx. 4.5 mm



STEP

4

CHOICE OF SURFACE

BOEN places considerable emphasis on protecting the environment during all phases of production. Neither lacquer nor oil emit gases which are harmful to humans or to the environment. BOEN offers its customers a wide range of surface finishes.

NEW



LIVE PURE

Live Pure is the new innovative product development from BOEN: oak planks with Live Pure surface treatment have a very natural look with ultra-matt finish and very good protective characteristics.

Live Pure protects the floor from dust, dirt and liquids thanks to a special treatment applied to the surface which leaves the look of the hardwood floor smooth, clear and naturally light – almost like untreated wood.



LIVE MATT LACQUER

This 6 layer Live Matt sealing with a very low gloss level makes the surface look “as oiled”. A natural look combined with the advantages of a scratch-resistant finish.



LIVE SATIN LACQUER

Very hard-wearing factory-applied 6 layer silk finish considerably reduces the care requirements and increases the durability of the parquet floor. Live Satin is cured by UV light and does not emit any dangerous chemicals or gases.



LIVE NATURAL OIL



Live Natural is a natural surface treatment containing oils such as sunflower, thistle and soya bean oil as well as naturally occurring waxes (carnauba, candelilla). Deep penetration of the oil into the wood is ensured by two-time application on a custom-made production line. The wood pores are saturated, and drying takes place completely naturally in the open air during a process known as the Air-Plus Process. The floor is ready to use right after installation and has extremely good protection properties against liquids compared to competitive products.



BOEN GRADINGS

Wood is a natural product. Some types of wood – beech, for example – have a relatively calm grain. Others, like oak, are rich in structure, with a spectrum of calm to rustic. We offer a wide selection for you to choose from.

VISIT OUR
VIRTUAL PRODUCT
FINDER TO GET A
BETTER IMPRESSION
OF THE GRADINGS.
[BOEN.COM/EN/
PRODUCTS](https://boen.com/en/products)

	CALM	LIVELY	RUSTIC
Adagio, Select			
Andante, Nature			
Basic, Concerto, Contract, Finale			
Animoso, Bellevue, Country, Forte, Rustic			
Marcato, Baltic, Traditional			
Canyon, Vivo			

Wood is a product of nature – each tree has its own structure and individual colour combination. An image or a sample will therefore never be able to give you a complete picture of the finished floor. Please also note that the colour may change when exposed to light. As a guideline, darker wood species will get a more golden tone, whereas lighter species will become slightly darker. Cracked knots are filled with putty, so small gaps between the putty and wood may appear.

CALM

Consistent growth; only small knots; standing or lying year rings.

LIVELY

Natural grading with small to medium knots; a limited spectrum of colours due to sapwood.

RUSTIC

Structure and vivid growth; larger knots; sapwood and heartwood; a rich spectrum of colours.



PERFECT RIGHT DOWN TO THE FINEST DETAIL



Accessories tailored to suit our hardwood floors will make your hardwood floor simply perfect. You can find everything to make your floor perfect and for a secure installation in our comprehensive range of accessories. See the complete range at boen.com.

BOEN offers parquet underlayment, correct installation tools and a full range of various skirtings, mouldings and stair nosing.



STAIR NOSINGS

For 10, 14 and 20 mm, stair edge nosings made of BOEN parquet floorings.


↖ Sign of perfection.
A staircase that matches the floor.



SKIRTING BOARDS

Skirting boards made from BOEN parquet, solid wood, veneered, traditional German profiles.

↗ Skirting boards in shades that match the floor make rooms look bigger.



CLEANING AND CARE

In order to ensure you enjoy long-lasting pleasure from your hardwood floor, we offer the perfect range of cleaning and care products. Whatever surface finish you have chosen, we have the right product for you.

The cleaning products are adapted to the various surface treatments. As a general rule lacquered floors should be cleaned with synthetic cleaner (with no grease content) whereas oiled floors should be cleaned with soap (containing grease).

floor as the wood might swell and damage the floor. With regular use a cleaning agent acts as a natural moisturising agent and the floor surface will become more resistant to soiling and the appearance of wear.

If it is necessary to wipe the floor, use the appropriate cleaning product for the type of flooring. Never pour water onto your parquet



More information and tips about cleaning and maintenance are available at **boen.com**.

MAKE SURE YOU ENJOY YOUR HARDWOOD FLOOR FOR A LONG TIME TO COME

Hardwood floors made from real wood react to climatic conditions and are subject to natural wear and tear. We make sure that your hardwood floor can meet all the challenges of everyday life and withstand climatic conditions the whole year round.

ALWAYS A GOOD CHOICE: 3-LAYER PARQUET FLOORING

1 Top layer

Environmentally friendly use of fine woods only for the top layer. Did you know that six 3-layer hardwood floors can be made from one solid wood floor?

2 Middle layer

Carefully selected strips made of spruce, with standing or half-standing year rings, offer high dimensional stability.

3 Bottom layer

The underlay of spruce veneer is manufactured from one piece and allows stable back pull.



BOEN X-PRESS – THE RAPID LOCKING TECHNOLOGY

Take advantage of the BOEN X-press locking system on the short ends of the boards of all BOEN Clic products.

- > Best choice for floating installation.
- > A quicker and easier way to install single boards without tools.
- > Significantly reduces installation time.
- > The clear Clic sound lets you know when installation is complete.
- > Also suitable for full-surface gluing onto the sub-floor.



On the long side of the board, BOEN uses the regular Clic system.

BOEN X-press: When pressing down on the board, the flexible tongue will lock and make the "single action" movement possible.

BOEN QUALITY

We produce parquet flooring with top level of quality. With a monitoring system that checks every aspect of production, we are so sure our production meets the highest standards of quality that we give a 20-year guarantee.



BOEN gives its word with a 20-year guarantee.

FIRST AID FOR YOUR FLOOR

For scratches or marks, special repair sets are available.

> More information can be found at boen.com.

If the surface of your floor has lots of visible marks on it after a number of years, it can easily be sanded and resealed or oiled. Contact your hardwood floor installer.



OPTIMAL CONDITIONS FOR A HARDWOOD FLOOR

- > **Room climate:** Humidity of 30-60%. Use a hygrometer and humidifier – especially if you live in a low-energy house. The ideal room temperature is 18-21°C.
- > **Installation:** adhere the hardwood floor to the subsurface.
- > **Protection:** Protect your floor from scratches with shoe-free zones in the entrance area and felt protectors under furniture. Wipe any liquid spills up quickly.
- > **Cleaning and care:** Use our tailored system of cleaning and care products for the different surfaces.



CLIMATIC CONDITIONS

Wood is a living material that is affected by the environment. The moisture content is controlled by the air's relative humidity (RH), which is the ratio of "dry" and "wet" temperature. In specific countries, the climate varies considerably from summer to winter. This is also the case indoors, especially during the heating season. The relative humidity during very cold periods can be as low as 10 to 15%. In public buildings (offices, etc.) or passive houses where there are stringent ventilation requirements, the relative humidity can be as low as 10%.

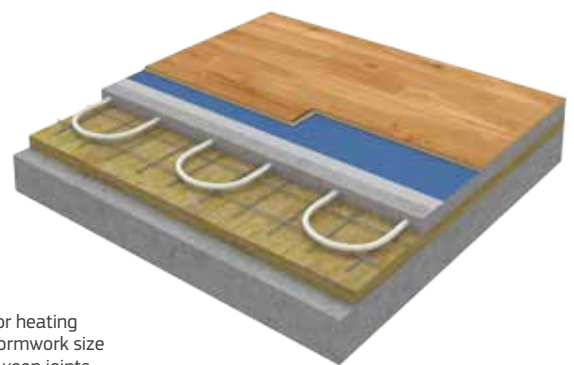
BOEN flooring withstands a relative humidity of 30-60% at a temperature of 18°C. All interior woodwork dries to the equivalent humidity of the surrounding air, causing shrinkage and the formation of cracks. It is therefore of great advantage to supply moisture to the air, for example by using a humidifier. Both humans and plants will feel more comfortable.

For more information please contact the BOEN sales team or your installer.

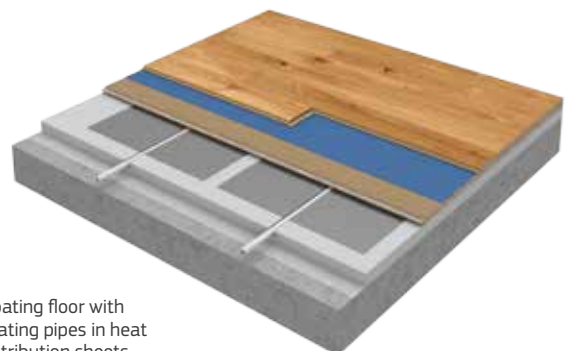
HARDWOOD FLOOR AND UNDERFLOOR HEATING? NO PROBLEM!

Hardwood has high thermal conductivity and is ideally suited to laying on underfloor heating. Please note the following:

- > Hardwood floors fully adhered to the subsurface ensure better heat transfer.
- > Maximum output of underfloor heating system is 60 W/m².
- > Temperature of substructure at 27°C.
- > Room temperature between 18° and 21°C.
- > Relative humidity 30-60%.
- > Do not use rugs. They have an insulating effect and prevent an even heat flow.



Floor heating in formwork size between joints.



Floating floor with heating pipes in heat distribution sheets.

INSTALLATION TECHNIQUES

Glued, nailed or floating? Parquet can be installed on most types of flooring. Problems such as uneven sub-flooring, moisture and sound transmission can be resolved with the help of technical expertise from BOEN's sales and service team.

INSTALLATION OPTIONS

Laying a floating floor is the most common method used in private houses and flats, although nailing or gluing the floor to the sub-floor are good alternatives. In public buildings we recommend gluing the floor to the sub-floor.

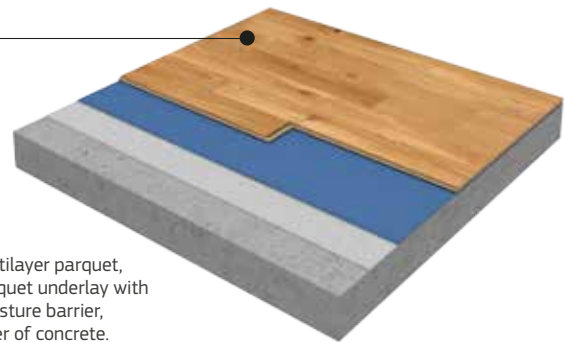
▶ For more information please refer to our installation instructions: [boen.com](https://www.boen.com)

FLOATING INSTALLATION

Advantages

- › Most common method in private houses and flats
- › Quick and easy to install
- › Can be installed on most types of self-supporting sub-floor
- › Easier to insulate against damp from the sub-floor

Suitable BOEN products for floating installation: all BOEN X-press Clic floorings.




Multilayer parquet, parquet underlay with moisture barrier, layer of concrete.

GLUED DOWN

Advantages

- › Recommended for use in public buildings with heavy traffic
- › A good solution also in private houses and flats
- › The floor is very stable
- › Good acoustics in the room
- › Tolerates greater fluctuation in climate
- › Can be installed in large areas, and continuously between rooms, without having to be divided up

All BOEN floorings are suitable for the glued-down installation method.



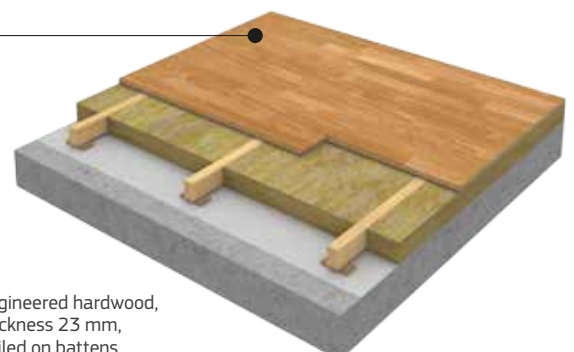
Patterned parquet, MS Polymer adhesive, layer of concrete.

NAILED DOWN

Advantages

- › To be used for self-supporting floors which are installed on sleepers
- › The floor is very stable
- › Saves on sub-floor
- › Can be installed continuously between rooms
- › Walls can be mounted onto the floor

Suitable BOEN floorings for the nailed-down method: 20 mm Chalet and Chaletino, 23 mm longstrip, 21 mm Strongline, solid planks.



Engineered hardwood, thickness 23 mm, nailed on battens.

NATURE AND THE ENVIRONMENT

Respect for nature is not only about sensitive methods of production. It is as much a matter of the attitude that we take the environment seriously.



BOEN flooring is a product of natural materials. Respect for nature and for the requirement of environmental sustainability is reflected in our processing and management of raw materials. BOEN constantly seeks methods for processing the raw materials in the most gentle and sustainable manner possible.

The raw materials processed at BOEN come from sustainable forests and other controlled sources. Beyond that, the BOEN factories have implemented a chain of custody system in accordance with the FSC™ standards. The Forest Stewardship Council™ is a well-known forest certification scheme.

BOEN FSC™ license numbers are: BOEN Norway FSC™ C051117, BOEN Germany FSC™ C101713, BOEN Lithuania FSC™ C021510, BOEN UK FSC™ C047288, BOEN US FSC™ C095158.

FSC™ – The mark of responsible forestry. www.fsc.org.

BOEN's production methods are noted for their quality and excellent use of resources. The timber is quickly transported to the sawmill and cut, so that the drying process can start as soon as possible, thereby avoiding discoloration. The wood is dried under monitored conditions. This allows us to guarantee the highest degree of stability for our floors.

Multilayer hardwood flooring provides considerable savings in resources compared to solid hardwood flooring. The use of hardwood is limited to the wear layer. Three-fifths of our parquet is based on spruce and pine woods. Sawn and planed chips are by-products that occur naturally and are used in the factory's heating systems for the drying kilns, hot water supply and fuel pellets.

The German Blue Angel label has been awarded to BOEN, confirming that our manufacturing methods produce minimal amounts of waste gas and consequently contribute to a good interior climate.



DOP 4658
-1.1-07.2013



THE STORY OF BOEN

Experience and knowledge are fundamental elements in our production, and based on traditions we bring BOEN in to your daily life. We have been around for a while; check our history and learn why you can rely on BOEN flooring.

1641

It all began with two traditional sawmills at the BOEN waterfalls outside Kristiansand. At the start of the 1700s, 12,000 floorboards were made at the sawmill every year. The force of the falls would take us on a long journey out into the world.

1953

We implemented the first machine for planing parquet flooring. And thus began our parquet production. Solid long boards and mosaic parquet were the first products - strong quality flooring that quickly became popular.

1960

We supplied the first parquet sports floor. The natural wooden floor improved the indoor environment of sports halls, and resulted in fewer sports injuries.



1966

We built the first machines for producing hardwood flooring, where the boards consist of three layers glued together, which made the floor more stable.

1970s

Our export adventure began in earnest. German company Theodor Höhns near Hamburg started producing hardwood floors following a BOEN model, and we took over the factory in 1976. We thus acquired the most modern production line for wooden flooring in Europe. The door to the rest of the world was now open!

1980s

BOEN was one of the first to introduce finished parquet flooring to America, with great success. The Netherlands, France and Spain also become important markets for us.



1939 JOHAN G. OLSEN BOUGHT BOEN FARM, AND IMPLEMENTED IT IN HIS BUSINESS OF LUMBERING AND SHIPPING.



1953 AS AN EXTENDED INDUSTRY OF THE SAWMILL BOEN STARTED PRODUCING PARQUET FLOORING AND INSTALLED THEIR FIRST MACHINE.




gulvet som møblerer ...

... og det er det som er det mest interessante ved BOEN ...
BOEN Parkett er det som er det mest interessante ved BOEN ...
BOEN Parkett er det som er det mest interessante ved BOEN ...
BOEN Parkett er det som er det mest interessante ved BOEN ...

BOEN Mosaikk
PARKETT

1960 ONE OF THE FIRST ADS FOR BOEN WAS SEEN IN THE INTERIOR MAGAZINE BONYTT IN THE EARLY 1960s.



←
The Topdal river has been the main source of income for a small society in the south of Norway.

1990

Launch of Boflex patent, sports flooring with built-in shock absorption.

1999

New milling technique ConneXProcess was introduced. BOEN and Höhns are one of the first parquet producers that deliver a product that is milled after lacquering. The result is barely visible joints on the finished floor.

2001

Introduction of BOEN Clic, a mechanical, glueless locking system from well-known Unilin, Belgium. Perfect flooring without use of glue and much easier to install.

2003

Merger of Höhns Parkett and BOEN Bruk AS.

2009

New major venture when the floor production was moved from Norway to Lithuania.

2010

We launched the BOEN X-press vertical locking system. It uses the 5G locking system developed by Swedish Välinge and makes it easier and faster to install parquet floors.



2013

We merged with the Swiss company Bauwerk Parkett. This makes us the second largest manufacturer of parquet floors in Europe – with two strong brand names and an extensive and varied range of quality flooring for customers all over the world.

Launch of Live Natural surface on Europe's most modern oil finishing line in Mölln. The new technique enhances durability and the naturally oiled floors are easier to maintain.



2011 THE BOEN FARM IS UNDER CONSERVATION, AND AFTER MAJOR ENVIRONMENTAL MEASURES IN THE NEARBY RIVER GUESTS CAUGHT THREE TONS OF SALMON.



2014 BAUWERK BOEN IS RUNNING PRODUCTION IN SWITZERLAND AND LITHUANIA WHICH ARE TWO OF THE MOST MODERN PARQUET PRODUCTION SITES IN EUROPE. BAUWERK BOEN IS ALSO RUNNING ITS OWN SAWMILLS IN LITHUANIA AND KALININGRAD, RUSSIA.

MANUFACTURERS AND ADDRESSES

P. 5

Lamp "Melt" Tom Dixon
Pillow "Lights", House Doctor

P. 6/7

Side table "TOI", Zanotta
Barcelona Chair/stool, Knoll International
Lamp "Diva", Northern Lighting
Cup "Libelle", Bloomingville
Pillow "Tie Dye grey", Ceannis
Poster, ATWTP, Lys Vintage
Wooden chair "Vintage", Palais 13
Table copper, Pols Potten
Flower pot Concrete Bookeend Bowl, Bolia
Picture, ATWTP, LYS Vintage

P. 8/9

Chair "Eames Wire Chair", Vitra
Pillow "Everest artic", Bolia
Vase, Bolia
Plaid rose, Avec, Stoffkontor
Pillow green, DG, Cramer
Pillow knit, Eden Living
Pillow floral, Pad Design, Palais 13
Coat, Ikea
Vase "Akropolis" low mint, Bolia
Matroschka, Habitat
Vase rose, Fashion for home
Bowl, Rina Menardi, Eden Living

P. 12/13

Table copper, Pols Potten
Coat, Bolia
Pillow "Graphic nude", Hello Home
Basket copper, Fashion for home

P. 16/17

Flower pot "Quaff", House Doctor
Pillow "Lappjung Ruta", Ikea

P. 18/19

Plaid, Avec
Bowl "Bowl" Black and white, by Lassen
Tableware "AJ", Design Letters
Table "TIX Home", Zoom by Mobimex
Chairs "IKEA PS 2012", Ikea

P. 20

Chair "Egg chair" Arne Jacobsen, by Fritz Hansen

P. 22

Elefant, Vitra

P. 24

Porcellaine bowl with wood cap Designer Vincent van Duysen, when objects work
Black basket, House Doctor
Porcellaine bowl grey, Rina Menardi
Wood tin with ceramic bottom "Matroschka"
Design André Klausner, YPLFL
Cutting board marble, Bloomingville
Thermos flask "Stelton", Stelton

P. 23

Basket "Cata Basket", Bolia
Pillows, Designers Guild über Cramer
Plaid Mohair "Apron", Bolia

P. 26

Vases "LUNDI", ligne roset

P. 28

Sidetable "Tray", HAY
Vases, Bolia

P. 29

Pillow, Eden Living
Plaid Mohair "Apron", Bolia
Duck "Ducky", Norman Copenhagen
Pinguines, Bolia
Flower pot "Thorus Tealight", Bolia
Vase "Stefy Square", Bolia

P. 34/35

Couch "UP", Gervasoni
Vase grey, Bloomingville
Candle holder grey "Tulip", applicata Blossom
Tea light "Holger Copper", Louise Roe
Vase grey glass, Henry Dean
Bowl rose, Rina Menardi
Pillows "Dot" and "Divina", HAY
Lamp black, Foscarini
Plaid lilac, Avec

P. 36

Basket rose, Ferm Living

P. 40/41

Chairs "Nerd", Muuto
Chairs "18" and "214", Thonet
Vase rose "Elevated", Muuto
Bowl, Neó
Candle holder, Bloomingville
Vase rose, Rina Menardi
Bowl white, Rina Menardi
Coat, Maison de Vacances
Teapot, Thomas Eyck
Cup rose, Menu

P. 42

Chair, Design Antonio Citterio by B&B Italia
Pillow rose, Gervasoni about Eden Living
Basket, Eden Living
Plaid, white, Avec, Stoffkontor
Vase "Botanica", Kähler Design
Vase "Akropolis", Bolia
Carafe/glasses "TELA", design by Silo Studio
Wrong for HAY
Poster, ATWTP, LYS Vintage

P. 44/45

Balls Vintage, LYS Vintage
Chair Eames Plastic Chair "Daw", Vitra
Coat "Ludde", Ikea
Bar stool "About a stool AAS32", HAY
Vase, Henry Dean
Vase rose "Elevated", Muuto
Bowl grey, Rina Menardi
Basket black, House Doctor
Coat, Eden Living
Picture frame white, Eden Living
Teapot, Thomas Eyck
Cup rose, Menu
Dessert plate rose "Arbour" design Ed Carpenter, YPLFL
Tin beige "Storage Ston Jar Sand", Menu
Tin grey "Store", Established & Sons

P. 49

Coat, Ikea

P. 50/51

Carpet, Carpet Sign
Table "Belt", Porada
Side table "Diesel - Xraydio 1 Razza", Moroso
Bowl, Rina Menardi
Pillow coat blue and yellow, Maison de Vacances
Pillow grey, Eden Living
Shoes, Stoffkontor
Lamp, Habitat
Couch, Minotti

P. 56

Vintage chair "Home&Garden", Cramer
Plaid, Avec, Stoffkontor
Side table "On The Rock", ligne roset
Vases, bolia

P. 60/61

Pillow orange, Maison de Vacances
Carpet grey, Carpet Sign
Vase "People" yellow, Sia
Suspended lamps "Non Random Light", Moooi
Lamp "Lean", Örsjö
Vases, bolia

P. 65

Pillows "Benice", Lalé Lorain
Furniture, Vintage

P. 66/67

Chairs "Cherner", Norman Cherner Chair Company
Lamp "Copper Shade", Tom Dixon
Vase, Piero Fornasetti
Tableware "Lys", Wik & Walsoe

P. 68

Chair "Eames Lounge Chair", Vitra

P. 70

Tableware "Lys", Wik & Walsoe

P. 73

Couch "Leonard", Minotti
Pillow sand, Minotti
Pillow black pattern, BoConcept

P. 74/75

Pillow sand and lilac, Minotti
Pillow black "Coomba", Missoni Home
Pillow black pattern, BoConcept
Pillow stripes "Miofiore", Designers Guild
Bowl "Open Flow", Sia
Table lamp "Lilly 2 Kupfer Edition", Christiane Kröncke
Lamp, Foscarini
Side table white "Toi", Zanotta
Vase, Pulpo
Glass "Alv", Wik & Walsoe
Plaid cream, Avec
Table "Saarinen", Knoll International
Couch "Leonard", Minotti
Porcelain giraffe, Jonathan Adler

SPECIAL THANKS



SPECIAL THANKS

We would like to extend our thanks to the following firms who have supplied us with furniture and accessories for photo productions:



Cramer: www.cramer-moebel.de

Lys Vintage: www.lys-vintage.de

Bolia: www.bolia.com

Eden Living: www.edenliving.de

Wohndesign Cosi: www.wohndesign-cosi.de

Gärtner Internationale Möbel: www.gaertnermoebel.de

Habitat: www.habitat.de

Stoffkontor Hamburg: www.stoffkontor.de

Clic Inneneinrichtung: www.clic.de

Der neue Beckmann: www.derneuebeckmann.de

Fashion for Home: www.fashionforhome.de

Gubi: www.gubi.dk

Hello Home: www.hellohome.de

Normann Copenhagen: www.normann-copenhagen.de

Palais 13: www.palais13.de



Christian Lohfink

PHOTOGRAPHER

Makes lifestyle dreams come true and focuses his attention on the details. Living in the heart of Hamburg, he sets standards in advertising photography and knows how to showcase objects perfectly. His work in the fields of still life, liquid food, interiors and vintage cars – which is also a passion of his – is legendary.
www.lohfink.de

Sabina Grimm

STYLIST

A love of detail – a passion for the look. A short but nevertheless meaningful credo that Sabina Grimm always bears in mind when styling. And for her, this really makes the difference and gives a special touch to a home in which you really feel at home. Sabina Grimm is a well-known stylist in Germany and has done the interior design styling for numerous photo and film productions.
www.sabinagrimm.com



Jannicke Kråkvik & Alessandro D'Orazio

STYLISTS

Jannicke and Alessandro work as stylists in Oslo, Norway: specialised in developing ideas and concepts, as well as in set design – taking pride in building and creating atmospheres that reflect and enhance each project they are working on. They are also available for consultations on interior design projects for both individuals and businesses.
www.kravikdorazio.no

EVERYTHING AT A GLANCE

Are you looking for a photograph of a specific parquet floor? On this page you will find an overview. Our parquet floors are listed in alphabetical order together with the page number, so you can quickly find your desired floor.

A

Ash Polar Plank P. 31

B

Beech Nature Prestige, Herringbone pattern P. 72

C

Cherry american Nature Prestige, Herringbone pattern P. 65

L

Live Pure Oak Andante white Castle Plank P. 7, 17, 18, 30

Live Pure Oak Andante Plank P. 6, 24, 30, 78

Live Pure Oak Andante Longstrip P. 9

Live Pure Oak Animoso Plank P. 46

Live Pure Oak Concerto white Longstrip P. 23

Live Pure Oak Grey Harmony Plank P. 8

Live Pure Ash Andante white Plank P. 29

Live Pure Oak Smoked Plank P. 9

Live Pure Walnut Andnate Plank P. 6

O

Oak Adagio Noble P. 71

Oak Alamo Longstrip P. 42

Oak Animoso white Castle Plank P. 39

Oak Antique Solid Plank P. 36

Oak Arizona Plank P. 55

Oak Blue Moon Castle Plank P. 49, 62

Oak Brown Jasper Plank P. 12

Oak Cordoba Plank P. 75

Oak Golden Valley Castle Plank P. 44

Oak Grey Pepper Plank P. 13

Oak Highland Solid Plank P. 63

Oak Historical Solid Plank P. 36, 46

Oak Honey Finesse P. 68, 78

Oak Indian Summer Castle Plank P. 35

Oak Mystic Jungle Castle Plank P. 41

Oak Old Grey Plank P. 12

Oak Pearl Plank P. 22, 30

Oak Pearl Longstrip P. 28

Oak Rustic Prestige, Herringbone pattern P. 45

Oak Sand Castle Plank P. 12, 70, 78

Oak Sand Longstrip P. 61

Oak Sandy Grey Castle Plank P. 11, 51

Oak Select Prestige, Herringbone pattern P. 67, 77

Oak Shabby Cream Castle Plank P. 11, 43, 47

Oak Shabby White Castle Plank P. 38

Oak Smoked Fineline P. 57

Oak Stone Castle Plank P. 56, 58



Oak Tobacco	Solid Plank	P. 52
Oak Traditional	Chalet	P. 27
Oak Traditional	Solid Plank	P. 33
Oak white	Prestige, Herringbone pattern	P. 25
Oak White Nights	Castle Plank	P. 20
Oak Yellowstone	Solid Plank	P. 59, 62
W		
Walnut american Andante	Longstrip	P. 60
Walnut american Andante	Plank	P. 62, 79



Region: Scandinavia

BOEN Bruk AS
4658 Tveit, Norway
Phone: +47 380 66 600
boen.com/no

Region: Western Europe

BOEN Parkett Deutschland GmbH & Co. KG
Industriestraße 41, 23879 Mölln, Germany
Phone: +49 4542 8003 0
boen.com/de

Regions: Central and Eastern Europe

BOEN Lietuva, UAB
Siltnamiu Street 6, 21412 Kietaviskės,
Elektrėnu sav. Lithuania
Phone: +370 686 551 55
boen.com/lt

Regions: UK, Republic of Ireland

BOEN UK LTD
320-322 Beech Drive, Hartlebury Trading Estate,
Hartlebury, Worcestershire, DY10 4JB
Phone: +44 (0) 800 652 5280
boen.co.uk

Regions: USA and Canada

BOEN Hardwood Flooring Inc.
1825 Business Park Blvd, Suite B
Daytona Beach, FL 32114
Toll free: +1 877 638 3078
boen.com/us

Region: Asia

BOEN Asia
Unit D, 21/F Seabright Plaza,
9-23 Shell Street, Tin Hau, Hong Kong
Phone: +852 2367 1000 / 1012
boen.com

Region: France

Boen Service Commercial France
1, Place de l'Abattoir
F - 67190 Mutzig
Phone: +33 3 87 06 55 66
boen.com/fr

